



Client: **Business Development Ltd** Branch(s): **ALL**

Travel Summary

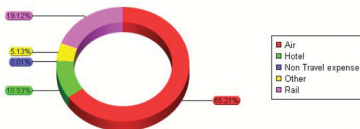
Business Invoiced between 01/04/10 - 30/04/10

All Categories

Description	Count	%	Value	Invoiced	%	Saving	%
Air	102	20.36%	42,307.79	42,307.79	72.89%	12,160.82	33.70
Hotel	30	5.99%	6,834.26	0.00	0.00%	2,296.24	33.60
Non Travel expense	1	0.20%	5.72	5.72	0.01%	0.00	0.00
Other	225	44.91%	3,326.40	3,326.40	5.73%	2.63	350.09
Rail	143	28.54%	12,402.80	12,402.80	21.37%	5,206.90	41.98
ALL	501		64,876.97	58,042.71		19,666.59	

Total Items for Period: 501
 Total Invoiced for Period: 58,042.71
 Total Booked for Period: 64,876.97

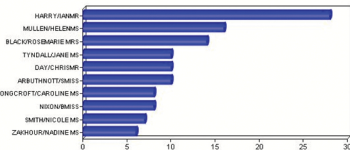
% Split by Value



Top 10 Travellers

Description	Count	%	Value	Invoiced	%	Saving	Missed
HARRY/ANMR	28	5.68%	1,911.50	1,911.50	3.29%	719.00	-31.00
MULLEN/HELENS	16	3.25%	784.00	784.00	1.35%	40.00	20.00
BLACK/ROSBARIE MRS	14	2.84%	745.24	745.24	1.28%	195.08	-71.00
TYNDALL/IANE MRS	10	2.03%	818.26	591.11	1.02%	606.13	-62.00
DAY/CHRISMR	10	2.03%	440.75	440.75	0.76%	64.75	20.00
SMITH/NOEL MRS	10	2.03%	235.50	235.50	0.41%	130.50	-22.40
LONGCROFT/CAROLINE M	8	1.62%	5,578.63	5,578.63	9.61%	72.00	-72.00
SMITH/NOEL MRS	8	1.62%	546.00	546.00	0.94%	298.00	-20.00
NIXON/MRS	7	1.42%	685.65	566.65	0.98%	422.00	-45.00
ZAWHOUR/ADINE MRS	6	1.22%	3,178.25	2,281.87	3.93%	1,631.00	200.00

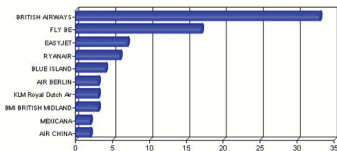
Total Travellers for Period: 150
 Total Invoiced for Period: 58,042.71
 Total Booked for Period: 64,876.97



Top 10 Airlines

Description	Count	%	Value	Invoiced	%
BRITISH AIRWAYS	33	32.35%	15,731.23	15,731.23	37.18%
FLY BE	17	16.67%	2,343.78	2,343.78	5.54%
EASYJET	7	6.86%	1,141.46	1,141.46	2.70%
RYANAIR	6	5.88%	622.78	622.78	1.47%
BLUE ISLAND	4	3.92%	114.00	114.00	0.27%
KLM ROYAL DUTCH AIR	3	2.94%	3,669.06	3,669.06	8.67%
AIR BERLIN	3	2.94%	688.20	688.20	1.63%
BMI BRITISH MIDLAND	3	2.94%	150.84	150.84	0.36%
MEXICANA	2	1.96%	2,946.20	2,946.20	6.96%
AIR CHINA	2	1.96%	2,346.20	2,346.20	5.55%

Total Airlines for Period: 26
 Total Invoiced for Period: 42,307.79
 Total Booked for Period: 42,307.79



Top 10 Air Destinations

Description	Count	%	Value	Invoiced	%
LONDON HEATHROW	15	14.71%	11,960.65	11,960.65	28.27%
LONDON GATWICK	10	9.80%	3,818.36	3,818.36	9.03%
BELFAST HARBOUR	7	6.86%	1,079.80	1,079.80	2.55%
DELHI	4	3.92%	3,688.47	3,688.47	8.72%
WARSAW	4	3.92%	952.71	952.71	2.25%
BARCELONA	4	3.92%	885.54	885.54	2.09%
LONDON STANSTED	4	3.92%	838.20	838.20	1.98%
DUBLIN	4	3.92%	500.72	500.72	1.18%
JERSEY	4	3.92%	231.42	231.42	0.55%
HONG KONG	3	2.94%	3,205.86	3,205.86	7.58%

Total Destinations for Period: 38
 Total Invoiced for Period: 42,307.79
 Total Booked for Period: 42,307.79

